













-  R1 Residential
-  R2 Residential
-  R3 Large Lot Residential
-  C1 Central Commercial
-  C2 General Commercial
-  C3 Highway Commercial
-  M Industrial
-  A Agriculture
-  P Parks and Recreation
-  I Institutional/Municipal



# LAND USE BYLAW